

MONTHLY REPORT OF DISBURSEMENTS
For the month of April, 2019

Department: Department of Health (DOH)										Agency: Office of the Secretary										Operating Unit: Bataan General Hospital									
Organization Code (UACS): 130011400032										Fund Cluster: 01 - Regular Agency Fund										Report Status: SUBMITTED									
PARTICULARS	CURRENT YEAR BUDGET					PRIOR YEAR'S BUDGET											SUB-TOTAL	TRUST LIABILITIES				GRAND TOTAL					REMARKS		
						PRIOR YEAR'S ACCOUNTS PAYABLE					CURRENT YEAR'S ACCOUNTS PAYABLE																		
	PS	MOOE	Fin. Exp	CO	TOTAL	PS	MOOE	Fin. Exp	CO	Sub-Total	PS	MOOE	Fin. Exp	CO	Sub-Total	TOTAL		PS	MOOE	CO	TOTAL	PS	MOOE	Fin. Exp	CO	TOTAL			
1	2	3	4	5	6=(2+3+4+5)	7	8	9	10	11=(7+8+9+10)	12	13	14	15	16=(12+13+14+15)	17=(11+16)	18=(6+17)	19	20	21	22=(19+20+21)	23	24	25	26	27=(23+24+25+26)	28		
Notice of Cash Allocation (NCA)	49,377,415.88	379,754.11			49,757,169.99												49,757,169.99				49,377,415.88	379,754.11			49,757,169.99				
MDS Checks Issued	965,272.70	379,754.11			1,345,026.81												1,345,026.81				965,272.70	379,754.11			1,345,026.81				
Advice to Debit Account	48,412,143.18				48,412,143.18												48,412,143.18				48,412,143.18				48,412,143.18				
Notice of Transfer of Allocation (NTA)																													
MDS Checks Issued																													
Advice to Debit Account																													
Working Fund (NCA issued to BTr)																													
Tax Remittance Advices Issued (TRA)	3,419,667.07	23,215.74			3,442,882.81		11,767.92		1,228,416.63	1,240,184.55						1,240,184.55	4,683,067.36				3,419,667.07	34,983.66		1,228,416.63	4,683,067.36				
Cash Disbursement Ceiling (CDC)																													
Non-Cash Availment Authority (NCAA)																													
Others (CDT, BTr Docs Stamp, etc.)																													

Summary

PARTICULARS	PREVIOUS REPORT	CURRENT MONTH	AS OF DATE
(1)	(2)	(3)	(4)
Total Disbursement Authorities Received			
NCA	149,759,032.00	52,692,119.00	202,451,151.00
Working Fund			
TRA	13,572,527.74	4,683,067.36	18,255,595.10
CDC			
NCAA			
Others (CDT, BTr Docs Stamp, etc.)			
Less: Notice of Transfer Allocations (NTA)* issued			
Total Disbursements Authorities Available	163,331,559.74	57,375,186.36	220,706,746.10
Less:			
Lapsed NCA	280.83		280.83
Disbursements	163,331,278.91	54,440,237.35	217,771,516.26
Balance of Disbursements Authorities as of to date		2,934,949.01	2,934,949.01
Total Disbursements Program	163,331,559.74	57,375,186.36	220,706,746.10
Less: * Actual Disbursements	163,331,278.91	54,440,237.35	217,771,516.26
(Over)/Under spending-	280.83	2,934,949.01	2,935,229.84


Certified Correct:

for 
MENA, MARJORIE ANNE

Agency Chief Accountant

Date: 06/May/2019

Approved By:


Baltazar, Glory V. MD, MPH, MHA, CSE

Head of Agency or Authorized Representative

Date: 06/May/2019

RECEIVED

11 JUL 2019

cop: 



BATAAN GENERAL HOSPITAL AND MEDICAL CENTER
Balanga City, Bataan
QMS ISO 9001 Certified



MONTHLY REPORT OF DISBURSEMENTS
For the month of APRIL 2019

FAR No. 4

Department : DEPARTMENT OF HEALTH
Agency : BATAAN GENERAL HOSPITAL
Operating Unit :
Organization Code (UACS) : 13-001-14-00032
Fund Cluster : Regular Agency Fund

PARTICULARS	CURRENT YEAR BUDGET					PRIOR YEAR'S BUDGET											SUB-TOTAL	TRUST LIABILITIES				GRAND TOTAL					Remarks
	PS	MOOE	Fin. Exp	CO	TOTAL	PRIOR YEAR'S ACCOUNTS PAYABLE					CURRENT YEAR'S ACCOUNTS PAYABLE					TOTAL		PS	MOOE	CO	TOTAL	PS	MOOE	Fin. Exp	CO	TOTAL	
						PS	MOOE	Fin. Exp	CO	Sub-Total	PS	MOOE	Fin. Exp	CO	Sub-Total												
1	2	3	4	5	6= (2+ 3+4+5)	7	8	9	10	11= (7+ 8+9+10)	12	13	14	15	16= (12+ 13+14+15)	17=(11+16)	18=(6+17)	19	20	21	22=(19+ 20+21)	23	24	25	26	27=(23+24+25+26)	28
Notice of Cash Allocation (NCA)																											e.g. Reasons for over or under spending and the catch-up plan
MDS Checks Issued	965,272.70	379,754.11			1,345,026.81					-					-	-					965,272.70	379,754.11			-	1,345,026.81	
Advice to Debit Account	48,412,143.18				48,412,143.18					-					-	-					48,412,143.18				-	48,412,143.18	
Working Fund (NCA issued to BTr)					-					-					-	-										-	
Tax Remittance Advices Issued (TRA)	3,419,667.07	23,215.74			3,442,882.81		11,767.92		1,228,416.63	1,240,184.55					-	1,240,184.55					3,419,667.07	34,983.66		1,228,416.63	4,683,067.36		
Cash Disbursement Ceiling (CDC)																										-	
Non-Cash Availment Authority (NCAA)																											
Others (CDT, BTr Docs Stamp, etc.)																											
TOTAL	52,797,082.95	402,969.85	-	-	53,200,052.80	-	11,767.92	-	1,228,416.63	1,240,184.55	-	-	-	-	-	1,240,184.55	-	-	-	-	52,797,082.95	414,737.77	-	1,228,416.63	54,440,237.35		

SUMMARY:

	Previous Report	This month (April)	As of Date
Total Disbursement Authorities Received			
NCA	149,759,032.00	52,692,119.00	202,451,151.00
Working Fund			
TRA	13,572,527.74	4,683,067.36	18,255,595.10
CDC			
NCAA			
Others (CDT, BTr Docs Stamp, etc.)			
Less: Notice of Transfer Allocations (NTA)* issued			
Total Disbursements Authorities Available	163,331,559.74	57,375,186.36	220,706,746.10
Less: Lapsed NCA	280.83		280.83
Disbursements *	163,331,278.91	54,440,237.35	217,771,516.26
Balance of Disbursements Authorities as of to date		2,934,949.01	2,934,949.01

Notes: The use of NTA is discouraged
* Amounts should tally

Prepared by:
for
MARJORIE ANNE D. MENZ
Accountant IV
Date: MAY 6, 2019

	Previous Report	This month (APR)	As of Date
Total Disbursements Program	163,331,559.74	57,375,186.36	220,706,746.10
Less: * Actual Disbursements (Over)/Under spending	163,331,278.91	54,440,237.35	217,771,516.26
	280.83	2,934,949.01	2,935,229.84

Approved By:

GLORY V. BALAZAR, MD, MPH, MHA, CESe
Medical Center Chief II
Date: MAY 6, 2019

MONTHLY REPORT OF DISBURSEMENTS
For the month of April, 2019

Department: Department of Health (DOH)						Agency: Office of the Secretary						Operating Unit: Bataan General Hospital																
Organization Code (UACS): 130011400032						Fund Cluster: 07 - Trust Fund						Report Status: SUBMITTED																
PARTICULARS	CURRENT YEAR BUDGET					PRIOR YEAR'S BUDGET										SUB-TOTAL	TRUST LIABILITIES				GRAND TOTAL				REMARKS			
						PRIOR YEAR'S ACCOUNTS PAYABLE					CURRENT YEAR'S ACCOUNTS PAYABLE																	
	PS	MOOE	Fin. Exp	CO	TOTAL	PS	MOOE	Fin. Exp	CO	Sub-Total	PS	MOOE	Fin. Exp	CO	Sub-Total		TOTAL	PS	MOOE	CO	TOTAL	PS	MOOE	Fin. Exp		CO	TOTAL	
1	2	3	4	5	6=(2+3+4+5)	7	8	9	10	11=(7+8+9+10)	12	13	14	15	16=(12+13+14+15)	17=(11+16)	18=(6+17)	19	20	21	22=(19+20+21)	23	24	25	26	27=(23+24+25+26)	28	
Notice of Cash Allocation (NCA)																			58,921.20	1,334,440.00	1,393,361.20	58,921.20				1,334,440.00	1,393,361.20	
MDS Checks Issued																			58,921.20	1,334,440.00	1,393,361.20	58,921.20				1,334,440.00	1,393,361.20	
Advice to Debit Account																												
Notice of Transfer of Allocation (NTA)																												
MDS Checks Issued																												
Advice to Debit Account																												
Working Fund (NCA issued to BTr)																												
Tax Remittance Advices Issued (TRA)																												
Cash Disbursement Ceiling (CDC)																												
Non-Cash Availment Authority (NCAA)																												
Others (CDT, BTr Docs Stamp, etc.)																												

Summary


PARTICULARS	PREVIOUS REPORT	CURRENT MONTH	AS OF DATE
(1)	(2)	(3)	(4)
Total Disbursement Authorities Received			
NCA	3,996,289.00		3,996,289.00
Working Fund			
TRA			
CDC			
NCAA			
Others (CDT, BTr Docs Stamp, etc.)			
Less: Notice of Transfer Allocations (NTA)* issued			
Total Disbursements Authorities Available	3,996,289.00		3,996,289.00
Less			
Lapsed NCA			
Disbursements	33,008.00	1,393,361.20	1,426,369.20
Balance of Disbursements Authorities as of to date	3,963,281.00	(1,393,361.20)	2,569,919.80
Total Disbursements Program	3,996,289.00		3,996,289.00
Less: * Actual Disbursements	33,008.00	1,393,361.20	1,426,369.20
Over/Under spending-	3,963,281.00	(1,393,361.20)	2,569,919.80

Certified Correct:


MENA MARJORIE ANNE
Agency Chief Accountant

Date: 06 May/2019

Approved By:


Baltazar, Glory N., MD, MPH, MHA, CSE
Head of Agency or Authorized Representative
Date: 06 May/2019

RECEIVED
11 JUL 2019
CNA: praulan



BATAAN GENERAL HOSPITAL AND MEDICAL CENTER
Balanga City, Bataan
QMS ISO 9001 Certified



MONTHLY REPORT OF DISBURSEMENTS
For the month of APRIL 2019

FAR No. 4

Department : DEPARTMENT OF HEALTH
Agency : BATAAN GENERAL HOSPITAL
Operating Unit :
Organization Code (UACS) : 13-001-14-00032
Fund Cluster : Trust Receipt Fund

PARTICULARS	CURRENT YEAR BUDGET					PRIOR YEAR'S BUDGET											SUB-TOTAL	TRUST LIABILITIES				GRAND TOTAL					Remarks
	PS	MOOE	Fin. Exp	CO	TOTAL	PRIOR YEAR'S ACCOUNTS PAYABLE					CURRENT YEAR'S ACCOUNTS PAYABLE					TOTAL		PS	MOOE	CO	TOTAL	PS	MOOE	Fin. Exp	CO	TOTAL	
						PS	MOOE	Fin. Exp	CO	Sub-Total	PS	MOOE	Fin. Exp	CO	Sub-Total												
1	2	3	4	5	6= (2+ 3+4+5)	7	8	9	10	11= (7+ 8+9+10)	12	13	14	15	16= (12+ 13+14+15)	17=(11+16)	18=(6+17)	19	20	21	22=(19+20+21)	23	24	25	26	27=(23+24+25+26)	28
																											e.g. Reasons for over or under spending and the catch-up plan
Notice of Cash Allocation (NCA)																											
MDS Checks Issued					-					-					-	-		58,921.20	1,334,440.00	1,393,361.20	-	58,921.20			1,334,440.00	1,393,361.20	
Advice to Debit Account					-					-					-	-					-	-			-	-	
Working Fund (NCA issued to BTr)					-					-					-	-					-	-			-	-	
Tax Remittance Advices Issued (TRA)					-					-					-	-					-	-			-	-	
Cash Disbursement Ceiling (CDC)																					-	-			-	-	
Non-Cash Availment Authority (NCAA)																											
Others (CDT, BTr Docs Stamp, etc.)																											
TOTAL	-	-	-	-	-	-	-	-	-	-	-	-	-	-	-	-	-	-	58,921.20	1,334,440.00	1,393,361.20	-	58,921.20	-		1,334,440.00	1,393,361.20

SUMMARY:

	Previous Report	This month (April)	As of Date
Total Disbursement Authorities Received			
NCA	3,996,289.00	-	3,996,289.00
Working Fund			
TRA			
CDC			
NCAA			
Others (CDT, BTr Docs Stamp, etc.)			
Less: Notice of Transfer Allocations (NTA)* issued			
Total Disbursements Authorities Available	3,996,289.00	-	3,996,289.00
Less: Lapsed NCA			
Disbursements *	33,008.00	1,393,361.20	1,426,369.20
Balance of Disbursements Authorities as of to date	3,963,281.00	(1,393,361.20)	2,569,919.80
Notes: The use of NTA is discouraged			2,569,919.80 MDS BAL
* Amounts should tally			- DISCREP

Prepared by:

MARJORIE ANNE D. MENA
Accountant IV
Date: MAY 06, 2019

Approved By:

GLORY V. BALTAZAR, MD, MPH, MHA, CSE
Medical Center Chief II
Date: MAY 06, 2019

MONTHLY REPORT OF DISBURSEMENTS For the month of May, 2019

Department: Department of Health (DOH)										Agency: Office of the Secretary										Operating Unit: Bataan General Hospital									
Organization Code (UACS): 130011400032										Fund Cluster: 01 - Regular Agency Fund										Report Status: SUBMITTED									
PARTICULARS	CURRENT YEAR BUDGET					PRIOR YEAR'S BUDGET										SUB-TOTAL	TRUST LIABILITIES				GRAND TOTAL					REMARKS			
						PRIOR YEAR'S ACCOUNTS PAYABLE					CURRENT YEAR'S ACCOUNTS PAYABLE																		
	PS	MOOE	Fin. Exp	CO	TOTAL	PS	MOOE	Fin. Exp	CO	Sub-Total	PS	MOOE	Fin. Exp	CO	Sub-Total		TOTAL	PS	MOOE	CO	TOTAL	PS	MOOE	Fin. Exp	CO		TOTAL		
1	2	3	4	5	6=(2+3+4+5)	7	8	9	10	11=(7+8+9+10)	12	13	14	15	16=(12+13+14+15)	17=(11+16)	18=(6+17)	19	20	21	22=(19+20+21)	23	24	25	26	27=(23+24+25+26)	28		
Notice of Cash Allocation (NCA)	81,920,133.99	4,306,693.86			86,226,827.85	110,484.58			13,380,857.42	13,491,342.00						13,491,342.00	99,718,169.85					82,030,618.57	4,306,693.86			13,380,857.42	99,718,169.85		
MDS Checks Issued	15,728,127.51	4,261,544.36			19,989,671.87	102,750.50			13,380,857.42	13,483,607.92						13,483,607.92	33,473,279.79					15,830,878.01	4,261,544.36			13,380,857.42	33,473,279.79		
Advice to Debit Account	66,192,006.48	45,149.50			66,237,155.98	7,734.08				7,734.08						7,734.08	66,244,890.06					66,199,740.56	45,149.50				66,244,890.06		
Notice of Transfer of Allocation (NTA)																													
MDS Checks Issued																													
Advice to Debit Account																													
Working Fund (NCA issued to BTr)																													
Tax Remittance Advices Issued (TRA)	6,737,591.60	17,812.49			6,755,404.09												6,755,404.09					6,737,591.60	17,812.49				6,755,404.09		
Cash Disbursement Ceiling (CDC)																													
Non-Cash Availment Authority (NCAA)																													
Others (CDT, BTr Docs Stamp, etc.)																													

Summary

PARTICULARS	PREVIOUS REPORT	CURRENT MONTH	AS OF DATE
(1)	(2)	(3)	(4)
Total Disbursement Authorities Received			
NCA	202,451,151.00	114,663,351.00	317,114,502.00
Working Fund			
TRA	18,255,595.10	6,755,404.09	25,010,999.19
CDC			
NCAA			
Others (CDT, BTr Docs Stamp, etc.)			
Less: Notice of Transfer Allocations (NTA)* Issued			
Total Disbursements Authorities Available	220,706,746.10	121,418,755.09	342,125,501.19
Less			
Lapsed NCA	280.83		280.83
Disbursements	217,771,516.26	106,473,573.94	324,245,090.20
Balance of Disbursements Authorities as of to date	2,934,949.01	14,945,181.15	17,880,130.16
Total Disbursements Program	220,706,746.10	121,418,755.09	342,125,501.19
Less: * Actual Disbursements	217,771,516.26	106,473,573.94	324,245,090.20
(Over)/Under spending-	2,935,229.84	14,945,181.15	17,880,410.99


Certified Correct:

for 
 MENA, MARJORIE ANNE

Agency Chief Accountant

Date: 05/June/2019

Approved By:


 Baltazar, Glory V., MD, MPH, MHA, CFE
 Head of Agency or Authorized Representative

Date: 05/June/2019

RECEIVED

11 JUL 2019

COA: 



BATAAN GENERAL HOSPITAL AND MEDICAL CENTER
Balanga City, Bataan
QMS ISO 9001 Certified



MONTHLY REPORT OF DISBURSEMENTS
For the month of MAY 2019

FAR No. 4

Department : DEPARTMENT OF HEALTH
Agency : BATAAN GENERAL HOSPITAL
Operating Unit :
Organization Code (UACS) : 13-001-14-00032
Fund Cluster : Regular Agency Fund

Fund Cluster	Regular Agency Fund	PRIOR YEAR'S BUDGET														SUB-TOTAL	TRUST LIABILITIES				GRAND TOTAL					Remarks	
PARTICULARS	CURRENT YEAR BUDGET					PRIOR YEAR'S ACCOUNTS PAYABLE					CURRENT YEAR'S ACCOUNTS PAYABLE						TOTAL	PS	MOOE	CO	TOTAL	PS	MOOE	Fin. Exp	CO		TOTAL
	PS	MOOE	Fin. Exp	CO	TOTAL	PS	MOOE	Fin. Exp	CO	Sub-Total	PS	MOOE	Fin. Exp	CO	Sub-Total												
1	2	3	4	5	6= (2+ 3+4+5)	7	8	9	10	11= (7+ 8+9+10)	12	13	14	15	16= (12+ 13+14+15)	17=(11+16)	18=(6+17)	19	20	21	22=(19+ 20+21)	23	24	25	26	27=(23+24+25+26)	28
Notice of Cash Allocation (NCA)	81,920,133.99	4,306,693.86	-	-	86,226,827.85	110,484.58	-	-	13,380,857.42	13,491,342.00	-	-	-	-	-	13,491,342.00	-	-	-	-	-	82,030,618.57	4,306,693.86	-	13,380,857.42	99,718,169.85	e.g. Reasons
MDS Checks Issued	15,728,127.51	4,261,544.36			19,989,671.87	102,750.50			13,380,857.42	13,483,607.92						13,483,607.92						15,830,878.01	4,261,544.36		13,380,857.42	33,473,279.79	for over or
Advice to Debit Account	66,192,006.48	45,149.50			66,237,155.98	7,734.08				7,734.08						7,734.08						66,199,740.56	45,149.50		-	66,244,890.06	under spending
Working Fund (NCA issued to BTr)					-					-						-						-	-		-	-	and the catch-up
Tax Remittance Advices Issued (TRA)	6,737,591.60	17,812.49			6,755,404.09					-						-						6,737,591.60	17,812.49		-	6,755,404.09	plan
Cash Disbursement Ceiling (CDC)																						-	-		-	-	
Non-Cash Availment Authority (NCAA)																											
Others (CDT, BTr Docs Stamp, etc.)																											
TOTAL	88,657,725.59	4,324,506.35	-	-	92,982,231.94	110,484.58	-	-	13,380,857.42	13,491,342.00	-	-	-	-	-	13,491,342.00	-	-	-	-	-	88,768,210.17	4,324,506.35	-	13,380,857.42	106,473,573.94	

SUMMARY:

	Previous Report	This month (MAY)	As of Date
Total Disbursement Authorities Received			
NCA	202,451,151.00	114,663,351.00	317,114,502.00
Working Fund			
TRA	18,255,595.10	6,755,404.09	25,010,999.19
CDC			
NCAA			
Others (CDT, BTr Docs Stamp, etc.)			
Less: Notice of Transfer Allocations (NTA)* issued			
Total Disbursements Authorities Available	220,706,746.10	121,418,755.09	342,125,501.19
Less: Lapsed NCA	280.83		280.83
Disbursements *	217,771,516.26	106,473,573.94	324,245,090.20
Balance of Disbursements Authorities as of date	2,934,949.01	14,945,181.15	17,880,130.16
			17,880,130.16
			0.00

Notes: The use of NTA is discouraged
* Amounts should tally

Prepared by:

MARJORIE ANNE D. MENA
Accountant IV
Date: June 5, 2019

	Previous Report	This month (MAY)	As of Date
Total Disbursements Program	220,706,746.10	121,418,755.09	342,125,501.19
Less: * Actual Disbursements	217,771,516.26	106,473,573.94	324,245,090.20
(Over)/Under spending	2,935,229.84	14,945,181.15	17,880,410.99

Approved By:

GLORY V. BALTAZAR, MD, MPH, MHA, CEs
Medical Center Chief II
Date: June 5, 2019

MONTHLY REPORT OF DISBURSEMENTS For the month of May, 2019

Department: Department of Health (DOH)										Agency: Office of the Secretary										Operating Unit: Bataan General Hospital										
Organization Code (UACS): 130011400032										Fund Cluster: 07 - Trust Fund										Report Status: SUBMITTED										
PARTICULARS	CURRENT YEAR BUDGET					PRIOR YEAR'S ACCOUNTS PAYABLE										CURRENT YEAR'S ACCOUNTS PAYABLE					SUB-TOTAL	TRUST LIABILITIES				GRAND TOTAL				REMARKS
	PS	MOOE	Fin. Exp	CO	TOTAL	PS	MOOE	Fin. Exp	CO	Sub-Total	PS	MOOE	Fin. Exp	CO	Sub-Total	TOTAL	PS	MOOE	CO	TOTAL		PS	MOOE	Fin. Exp	CO	TOTAL				
	2	3	4	5	6=(2+3+4+5)	7	8	9	10	11=(7+8+9+10)	12	13	14	15	16=(12+13+14+15)	17=(11+16)	18=(6+17)	19	20	21		22=(19+20+21)	23	24	25	26	27=(23+24+25+26)	28		
1																														
Notice of Cash Allocation (NCA)																														
MDS Checks Issued																														
Advice to Debit Account																														
Notice of Transfer of Allocation (NTA)																														
MDS Checks Issued																														
Advice to Debit Account																														
Working Fund (NCA issued to BTr)																														
Tax Remittance Advices Issued (TRA)																														
Cash Disbursement Ceiling (CDC)																														
Non-Cash Availment Authority (NCAA)																														
Others (CDT, BTr Docs Stamp, etc.)																														

Summary


PARTICULARS	PREVIOUS REPORT	CURRENT MONTH	AS OF DATE
(1)	(2)	(3)	(4)
Total Disbursement Authorities Received			
NCA	3,996,289.00	815,242.00	4,811,531.00
Working Fund			
TRA			
CDC			
NCAA			
Others (CDT, BTr Docs Stamp, etc.)			
Less: Notice of Transfer Allocations (NTA)* Issued			
Total Disbursements Authorities Available	3,996,289.00	815,242.00	4,811,531.00
Less			
Lapsed NCA			
Disbursements	1,426,369.20	198,571.60	1,624,940.80
Balance of Disbursements Authorities as of to date	2,569,919.80	616,670.40	3,186,590.20
Total Disbursements Program	3,996,289.00	815,242.00	4,811,531.00
Less: * Actual Disbursements	1,426,369.20	198,571.60	1,624,940.80
(Over)/Under spending-	2,569,919.80	616,670.40	3,186,590.20

Certified Correct:

for 
 MENA, MARYJORIE ANNE
 Agency Chief Accountant

Date: 05/Jun/2019

Approved By:


 Baltazar, Glory V., MD, MPH, MHA, CEsE
 Head of Agency or Authorized
 Representative
 Date: 05/Jun/2019

RECEIVED

11 JUL 2019

cop. Baltazar

This report was generated using the Unified Reporting System on 05/06/2019 14:28



BATAAN GENERAL HOSPITAL AND MEDICAL CENTER
Balanga City, Bataan
QMS ISO 9001 Certified



MONTHLY REPORT OF DISBURSEMENTS
For the month of MAY 2019

FAR No. 4

Department : DEPARTMENT OF HEALTH
Agency : BATAAN GENERAL HOSPITAL
Operating Unit :
Organization Code (UACS) : 13-001-14-00032
Fund Cluster : Trust Receipt Fund

PARTICULARS	CURRENT YEAR BUDGET					PRIOR YEAR'S BUDGET											SUB-TOTAL	TRUST LIABILITIES				GRAND TOTAL					Remarks
	PS	MOOE	Fin. Exp	CO	TOTAL	PRIOR YEAR'S ACCOUNTS PAYABLE					CURRENT YEAR'S ACCOUNTS PAYABLE					TOTAL		PS	MOOE	CO	TOTAL	PS	MOOE	Fin. Exp	CO	TOTAL	
						PS	MOOE	Fin. Exp	CO	Sub-Total	PS	MOOE	Fin. Exp	CO	Sub-Total												
1	2	3	4	5	6= (2+ 3+4+5)	7	8	9	10	11= (7+ 8+9+10)	12	13	14	15	16= (12+ 13+14+15)	17=(11+16)	18=(6+17)	19	20	21	22=(19+20+21)	23	24	25	26	27=(23+24+25+26)	28
Notice of Cash Allocation (NCA)																											e.g. Reasons for over or under spending and the catch-up plan
MDS Checks Issued					-					-					-	-		198,571.60			198,571.60	-	198,571.60		-	198,571.60	
Advice to Debit Account					-					-					-	-					-	-			-	-	
Working Fund (NCA issued to BTr)					-					-					-	-					-	-			-	-	
Tax Remittance Advices Issued (TRA)					-					-					-	-					-	-			-	-	
Cash Disbursement Ceiling (CDC)																					-	-			-	-	
Non-Cash Availment Authority (NCAA)																											
Others (CDT, BTr Docs Stamp, etc.)																											
TOTAL	-	-	-	-	-	-	-	-	-	-	-	-	-	-	-	-	-	-	198,571.60	-		198,571.60	-	198,571.60	-	-	198,571.60

SUMMARY:

	Previous Report	This month (MAY)	As of Date
Total Disbursement Authorities Received			
NCA	3,996,289.00	815,242.00	4,811,531.00
Working Fund			
TRA			
CDC			
NCAA			
Others (CDT, BTr Docs Stamp, etc.)			
Less: Notice of Transfer Allocations (NTA)* issued			
Total Disbursements Authorities Available	3,996,289.00	815,242.00	4,811,531.00
Less: Lapsed NCA			
Disbursements *	1,426,369.20	198,571.60	1,624,940.80
Balance of Disbursements Authorities as of to date	2,569,919.80	616,670.40	3,186,590.20

Notes: The use of NTA is discouraged
* Amounts should tally

Prepared by:

MARJORIE ANNE D. MENA
Accountant IV
Date: June 5, 2019

	Previous Report	This month (MAY)	As of Date
Total Disbursements Program	3,996,289.00	815,242.00	4,811,531.00
Less: * Actual Disbursements	1,426,369.20	198,571.60	1,624,940.80
(Over)/Under spending	2,569,919.80	616,670.40	3,186,590.20

Approved By:

GLORY V. BALTAZAR, MD, MPH, MHA, CEs
Medical Center Chief II
Date: June 5, 2019



BATAAN GENERAL HOSPITAL AND MEDICAL CENTER
Balanga City, Bataan
QMS ISO 9001 Certified



MONTHLY REPORT OF DISBURSEMENTS
For the month of JUNE 2019

FAR No. 4

Department : DEPARTMENT OF HEALTH
Agency : BATAAN GENERAL HOSPITAL
Operating Unit :
Organization Code (UACS) : 13-001-14-00032
Fund Cluster : Regular Agency Fund

PARTICULARS	CURRENT YEAR BUDGET					PRIOR YEAR'S BUDGET											SUB-TOTAL	TRUST LIABILITIES				GRAND TOTAL					Remarks
	PS	MOOE	Fin. Exp	CO	TOTAL	PRIOR YEAR'S ACCOUNTS PAYABLE					CURRENT YEAR'S ACCOUNTS PAYABLE					TOTAL		PS	MOOE	CO	TOTAL	PS	MOOE	Fin. Exp	CO	TOTAL	
						PS	MOOE	Fin. Exp	CO	Sub-Total	PS	MOOE	Fin. Exp	CO	Sub-Total												
1	2	3	4	5	6=(2+3+4+5)	7	8	9	10	11=(7+8+9+10)	12	13	14	15	16=(12+13+14+15)	17=(11+16)	18=(8+17)	19	20	21	22=(19+20+21)	23	24	25	26	27=(23+24+25+26)	28
Notice of Cash Allocation (NCA)																											e.g. Reasons for over or under spending and the catch-up plan
MDS Checks Issued	22,550,594.04	3,867,869.42			26,418,463.46	15,758.32	-		13,735,972.54	13,751,730.88					-	13,751,730.88					22,566,352.36	3,867,869.42		13,735,972.54	40,170,194.32		
Advice to Debit Account	33,669,471.84				33,669,471.84	1,000.00				1,000.00					-	1,000.00					33,670,471.84	-		-	33,670,471.84		
Working Fund (NCA issued to BTr)					-					-					-	-					-	-		-	-		
Tax Remittance Advances Issued (TRA)	6,573,720.13	204,261.59			6,777,981.72				1,020,065.37	1,020,065.37					-	1,020,065.37					6,573,720.13	204,261.59		1,020,065.37	7,798,047.09		
Cash Disbursement Ceiling (CDC)																											
Non-Cash Availment Authority (NCAA)																											
Others (CDT, BTr Docs Stamp, etc.)																											
TOTAL	62,793,788.01	4,072,131.01	-	-	66,865,917.02	16,758.32	-	-	14,756,037.91	14,772,796.23	-	-	-	-	-	14,772,796.23	-	-	-	-	-	62,810,544.33	4,072,131.01	-	14,756,037.91	81,638,713.25	

SUMMARY:

	Previous Report	This month (June)	As of Date
Total Disbursement Authorities Received			
NCA	317,114,502.00	55,960,536.00	373,075,038.00
Working Fund			
TRA	25,010,999.19	7,798,047.09	32,809,046.28
CDC			
NCAA			
Others (CDT, BTr Docs Stamp, etc.)			
Less: Notice of Transfer Allocations (NTA) issued			
Total Disbursements Authorities Available	342,125,501.19	63,758,583.09	405,884,084.28
Less: Lapsed NCA	280.83		280.83
Disbursements *	324,245,090.20	81,638,713.25	405,883,803.45
Balance of Disbursements Authorities as of date	17,880,130.16	(17,880,130.16)	0.00
			- MDS BAL
			(0.00) DISCREP

Notes: The use of NTA is discouraged
* Amounts should tally

Prepared by:
for Marjorie Anne D. Mena
MARJORIE ANNE D. MENA
Accountant
Date: July 9, 2019

	Previous Report	This month (June)	As of Date
Total Disbursements Program	342,125,501.19	63,758,583.09	405,884,084.28
Less: * Actual Disbursements	324,245,090.20	81,638,713.25	405,883,803.45
(Over)/Under spending	17,880,410.99	(17,880,130.16)	280.83

RECEIVED

11 JUL 2019

COF: *Prabon*

Approved By:

GLORY V. BALTAZAR
GLORY V. BALTAZAR, MD, MPH, MBA, CSE
Medical Center Chief II
Date: July 9, 2019



BATAAN GENERAL HOSPITAL AND MEDICAL CENTER
Balanga City, Bataan
QMS ISO 9001 Certified



MONTHLY REPORT OF DISBURSEMENTS
For the month of JUNE 2019

RECEIVED

P-R
11 JUL 2019

FAR No. 4

Department : DEPARTMENT OF HEALTH
Agency : BATAAN GENERAL HOSPITAL
Operating Unit :
Organization Code (UACS) : 13-001-14-00032
Fund Cluster : Trust Receipt Fund

COA: Pantan

PARTICULARS	CURRENT YEAR BUDGET					PRIOR YEAR'S BUDGET											SUB-TOTAL	TRUST LIABILITIES				GRAND TOTAL					Remarks
	PS	MOOE	Fin. Exp	CO	TOTAL	PRIOR YEAR'S ACCOUNTS PAYABLE					CURRENT YEAR'S ACCOUNTS PAYABLE					TOTAL		PS	MOOE	CO	TOTAL	PS	MOOE	Fin. Exp	CO	TOTAL	
						PS	MOOE	Fin. Exp	CO	Sub-Total	PS	MOOE	Fin. Exp	CO	Sub-Total												
1	2	3	4	5	6=(2+3+4+5)	7	8	9	10	11=(7+8+9+10)	12	13	14	15	16=(12+13+14+15)	17=(11+16)	18=(6+17)	19	20	21	22=(19+20+21)	23	24	25	26	27=(23+24+25+26)	28
Notice of Cash Allocation (NCA)																											e.g. Reasons for over or under spending and the catch-up plan
MDS Checks Issued					-					-					-	-		14,020.67	230,775.00	244,795.67	-	14,020.67		230,775.00	244,795.67		
Advice to Debit Account					-					-					-	-					-	-		-	-		
Working Fund (NCA issued to BTr)					-					-					-	-					-	-		-	-		
Tax Remittance Advices Issued (TRA)					-					-					-	-					-	-		-	-		
Cash Disbursement Ceiling (CDC)					-					-					-	-					-	-		-	-		
Non-Cash Availment Authority (NCAA)					-					-					-	-					-	-		-	-		
Others (CDT, BTr Docs Stamp, etc.)					-					-					-	-					-	-		-	-		
TOTAL	-	-	-	-	-	-	-	-	-	-	-	-	-	-	-	-	-	-	14,020.67	230,775.00	244,795.67	-	14,020.67	-	230,775.00	244,795.67	

SUMMARY:

	Previous Report	This month (June)	As of Date
Total Disbursement Authorities Received			
NCA	4,811,531.00	89,391.00	4,900,922.00
Working Fund			
TRA			
CDC			
NCAA			
Others (CDT, BTr Docs Stamp, etc.)			
Less: Notice of Transfer Allocations (NTA)* Issued			
Total Disbursements Authorities Available	4,811,531.00	89,391.00	4,900,922.00
Less: Lapsed NCA			
Disbursements *	1,624,940.80	244,795.67	1,869,736.47
Balance of Disbursements Authorities as of to date	3,186,590.20	(155,404.67)	3,031,185.53

	Previous Report	This month (JUN)	As of Date
Total Disbursements Program	4,811,531.00	89,391.00	4,900,922.00
Less: * Actual Disbursements	1,624,940.80	244,795.67	1,869,736.47
(Over)/Under spending	3,186,590.20	(155,404.67)	3,031,185.53

Notes: The use of NTA is discouraged
* Amounts should tally

Prepared by

for
MARJORIE ANNE D. MENZ
Accountant IV
Date: July 9, 2019

Approved By:

GLORY V. BALTAZAR, MD, MPH, MHA, CESe
Medical Center Chief II
Date: July 9, 2019